


**Section Day**

If the course did not have a section, choose "N/A"

Value		Percent	Count	Percent
-	N/A		0	0.0%
2	Monday		0	0.0%
3	Tuesday		0	0.0%
4	Wednesday		9	100.0%
5	Thursday		0	0.0%
6	Friday		0	0.0%

**For you to benefit most from this course, how important are each of the following section activities?**

	Minimum	Maximum	Mean	Variance	Std. Dev.	Respondents
Reviewing unclear parts of lectures	2	5	3.71	0.68	0.83	14
Reviewing past assignments or readings	2	5	3.46	0.6	0.78	13
Discussing current assignments or readings	3	5	4.29	0.68	0.83	14
Presenting new examples or new material	2	5	4.21	0.64	0.8	14
Dividing time to work with individual students	2	5	4.43	0.73	0.85	14
Preparing for upcoming exams	1	5	3.6	1.82	1.35	10

**How often did the TA/IA spend time on the following activities during section?**

	Minimum	Maximum	Mean	Variance	Std. Dev.	Respondents
Reviewing unclear parts of lectures	2	5	4	1.09	1.04	12
Reviewing past assignments or readings	2	5	3.73	1.42	1.19	11
Discussing current assignments or readings	3	5	4.46	0.44	0.66	13
Presenting new examples or new material	2	5	4	0.83	0.91	13
Dividing time to work with individual students	4	5	4.58	0.27	0.51	12
Preparing for upcoming exams or projects	2	5	4.2	0.84	0.92	10

Please evaluate the TA/IA's performance on a scale from 1 to 5:  
 Choose "N/A" if you don't feel you can comment on a particular aspect of performance.

	Minimum	Maximum	Mean	Variance	Std. Dev.	Respondents
Knowledge of material	3	5	4.46	0.6	0.78	13
Clarity of explanations of material	3	5	4.31	0.73	0.85	13
Effective responses to student questions	3	5	4.62	0.42	0.65	13
Helpful feedback on student responses to questions (on assignments, exams, in-class questions)	2	5	4.54	0.77	0.88	13
Preparation and organization for section, review, etc.	2	5	4.23	1.03	1.01	13
Encouragement of student participation	3	5	4.23	0.69	0.83	13
Approachable for 1-on-1 interaction	2	5	4.15	0.81	0.9	13
Attitude and energy	3	5	4.23	0.69	0.83	13
Start and end section on time	4	5	4.5	0.28	0.53	10
Availability outside class (office hours, individual meetings)	3	5	4.33	0.42	0.65	12
Timely responses to e-mail, discussion board posts, etc.	2	5	4	0.91	0.95	12
Overall effectiveness in helping you learn	2	5	4.15	0.97	0.99	13



What, if anything, did you particularly like about this TA/IA or this section?

End Date	What, if anything, did you particularly like about this TA/IA or this section?
2015-12-01 13:54:18	Vineet has good knowledge about the course material and brings in many tech-related and real-world examples. He provides good alternate angles and cares about our learning.
2015-12-02 16:55:47	He is very kind when I ask questions and help, he provides thorough and detailed explanations and alternative examples.
2015-12-01 15:53:05	He always brings out fantastic points.
2015-12-01 14:19:19	Vineet is always extremely helpful and comes up with interesting insights in every interaction
2015-12-01 13:55:19	He provided a lot of alternative points of view, challenging my thinking.
2015-12-01 13:50:20	Was able to bring in lot of outside examples

What, if anything, could this TA/IA do to improve?

End Date	What, if anything, could this TA/IA do to improve?
2015-12-01 13:54:18	Vineet is a bit tough sometimes but I realize it's all to help us learn.
2015-12-02 16:55:47	He was somewhat more reserved at the beginning of the course and I didn't feel comfortable approaching him with questions


**Why did you take this course?  
Check all that apply.**

Value		Percent	Count	Percent
1	Required for major or minor program		0	0.0%
2	Fulfilled general education requirement		0	0.0%
3	Genuine interest in topic		12	100.0%
4	Other:		0	0.0%
-	Total		12	100.0%

**Please describe your typical attendance for this course.  
If there was no section for the course, please mark "N/A" for the 2nd item.**

	Minimum	Maximum	Mean	Variance	Std. Dev.	Respondents
Percent lectures attended	4	4	4	0	0	11
Percent sections attended	4	4	4	0	0	9

**Approximate hours per week spent outside of class studying for this course**

	Mean	Mean	Respondents
Hours per week		4.42	12